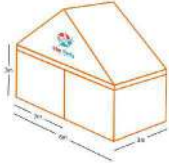
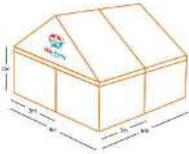


6m Structured Marquee



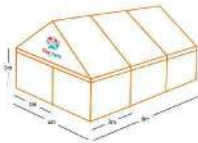
Size: 6x3 mt

- SEATING CAPACITY : 20
- STANDING BUFFETS: 30
- SIDE HEIGHT : 3.00 m
- RIDGE HEIGHT : 3.65 m
- BAY DISTANCE : 3.00 m
- WIND LOADING : 50-60 kms
- SQUARE METERS : 18.00 m



Size: 6x6 mt

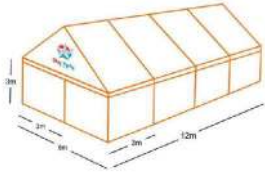
- SEATING CAPACITY : 40
- STANDING BUFFETS: 60
- SIDE HEIGHT : 3.00 m
- RIDGE HEIGHT : 3.60 m
- BAY DISTANCE : 3.00 m
- WIND LOADING : 50-60 kms
- SQUARE METERS : 36.00 m



Size: 6x9 mt

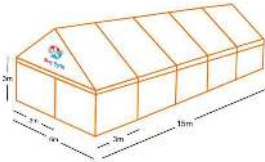
- SEATING CAPACITY : 60
- STANDING BUFFETS: 90
- SIDE HEIGHT : 3.00 m
- RIDGE HEIGHT : 3.65 m
- BAY DISTANCE : 3.00 m
- WIND LOADING : 50-60 kms
- SQUARE METERS : 54.00 m

6m Structured Marquee



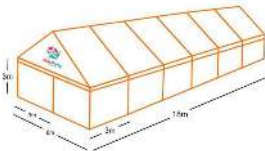
Size: 6x12 mt

- SEATING CAPACITY : 80
- STANDING BUFFETS: 100
- SIDE HEIGHT : 3.00 m
- RIDGE HEIGHT : 3.65 m
- BAY DISTANCE : 3.00 m
- WIND LOADING : 50-60 kms
- SQUARE METERS : 72.00 m



Size: 6x15 mt

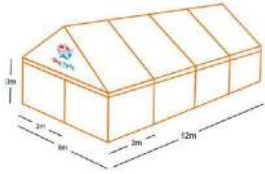
- SEATING CAPACITY : 100
- STANDING BUFFETS: 120
- SIDE HEIGHT : 3.00 m
- RIDGE HEIGHT : 3.60 m
- BAY DISTANCE : 3.00 m
- WIND LOADING : 50-60 kms
- SQUARE METERS : 90.00 m



Size: 6x9 mt

- SEATING CAPACITY : 110
- STANDING BUFFETS: 130
- SIDE HEIGHT : 3.00 m
- RIDGE HEIGHT : 3.65 m
- BAY DISTANCE : 3.00 m
- WIND LOADING : 50-60 kms
- SQUARE METERS : 108.00 m

6m Structured Marquee



Size: 6x21 mt

- SEATING CAPACITY : 115
- STANDING BUFFETS: 135
- SIDE HEIGHT : 3.00 m
- RIDGE HEIGHT : 3.65 m
- BAY DISTANCE : 3.00 m
- WIND LOADING : 50-60 kms
- SQUARE METERS : 126.00 m